



Department of
**Agriculture, Environment
and Rural Affairs**
www.daera-ni.gov.uk



INVESTOR IN PEOPLE

Northern Ireland

Agricultural Market Report

An Accredited Official Statistics Publication

Volume 89 Quarter 2
(2026)

Enquiries to: Paul Keatley
Economics and Evaluations Branch
Clare House
303 Airport Road West
Belfast
BT3 9ED

Telephone (028) 90524938
Email aeb.econstats@daera-ni.gov.uk
This report is also available Free of
Charge on the Department's website -
www.daera-ni.gov.uk
If you have a hearing difficulty you can contact the
Department via the textphone on (028) 90524420



An Accredited Official Statistics publication

The UK Statistics Authority has confirmed these statistics as accredited official statistics. Accredited official statistics are called National Statistics in the Statistics and Registration Service Act 2007. Accreditation signifies production is in accordance with this act and that these statistics comply with the Code of Practice for Statistics. Further details can be found on - [Office for Statistics Regulation website.](#)

@ Crown Copyright 2026

An Accredited Official Statistics publication

1. FINISHED CATTLE (pence per kg deadweight)

Average deadweight prices from meat plants for EU price reporting purposes.

Week ending: 16 May 26

Steers	No.	Price	% change from	
			09 May 26	17 May 25
U2	123	598.00	-1.4%	-12.2%
U3	232	601.00	-2.0%	-12.2%
U4	33	599.10	-2.0%	-12.0%
R3	781	598.70	-1.2%	-11.8%
R4	265	597.30	-1.9%	-12.1%
O3	677	586.80	-1.9%	-12.8%
O4	200	587.40	-6.8%	-15.0%
All Grades	2,878	591.90	-1.8%	-12.2%

Heifers

U2	32	597.30	-1.2%	-12.0%
U3	195	603.20	-1.0%	-11.6%
U4	93	602.30	-1.4%	-11.4%
R2	45	595.80	-0.1%	-11.4%
R3	585	598.50	-1.3%	-11.6%
R4	514	599.30	-2.0%	-11.3%
O2	52	580.70	-0.9%	-10.9%
O3	513	586.80	-1.8%	-11.9%
O4	409	588.90	-2.8%	-12.1%
All Grades	2,639	592.70	-1.8%	-11.7%

Young Bulls	No.	Price	% change from	
			09 May 26	17 May 25
U2	70	585.00	-1.6%	-12.8%
U3	52	589.30	-1.6%	-12.2%
R2	133	582.10	-1.3%	-11.9%
R3	140	583.80	-1.6%	-12.3%
O2	150	563.50	-1.8%	-12.4%
O3	97	574.10	-1.4%	-11.9%
All Grades	718	577.10	-1.9%	-12.0%

Cows

R3	19	524.30	-1.0%	-10.2%
R4	27	528.20	-2.1%	-8.0%
O2	19	492.20	-0.5%	-10.9%
O3	97	497.20	-1.3%	-10.9%
O4	67	502.70	-0.6%	-9.5%
P2	256	467.40	-0.5%	-9.4%
P3	147	484.20	-1.0%	-9.4%
All Grades	1,014	468.90	-0.9%	-10.2%

2. FINISHED CLEAN SHEEP (pence per kg deadweight)

Week ending: 16 May 26

Average deadweight prices from both liveweight & deadweight centres.

Lambs	5,107	854.72	+1.2%	+23.8%
Hoggets	3,770	735.39	-0.2%	+25.3%
	8,877	822.41	+2.1%	+23.3%

3. FINISHED CLEAN PIGS (pence per kg deadweight)

Week ending: 16 May 26

Estimated average deadweight prices.

	181.79	-0.3%	-10.6%
--	--------	-------	--------

4. BROILER CHICKENS (pence per kg liveweight)

Week ending: 16 May 26

Average liveweight producer prices from poultry slaughterers (All bird types).

	-	-	-
--	---	---	---

5. HAY, STRAW & SILAGE (£ per bale)

Month:

Mar 26

	Price	% change from			Price	% change from	
		Feb 26	Mar 25			Feb 26	Mar 25
Hay (small square)	3.77	-0.9%	+10.8%	Straw (large square 8x4x3)	90.00	+0.0%	-18.2%
Silage	27.33	-4.7%	-3.2%	Straw (large round)	26.00	+0.0%	-11.4%

6. POTATOES (£ per tonne)

Month: Mar 26

Average ex-farm producer prices, including potatoes sold under contract, from a survey of processors & merchants.

	Price	% change from	
		Feb 26	Mar 25
First earlies	-	-	-
Washing Sample	290.80	+2.8%	-0.8%
Processing	171.40	-4.3%	-25.2%
Merchant trade	-	-	-

7. CEREALS (£ per tonne)

Delivered price as quoted in AHDB NI Market Report.

	Price	% change from	
		09 May 26	17 May 25
Wheat	209.50	+2.4%	+5.5%
Barley	202.50	+1.5%	+1.5%

8. BREEDING AND STORE LIVESTOCK (£ per head)

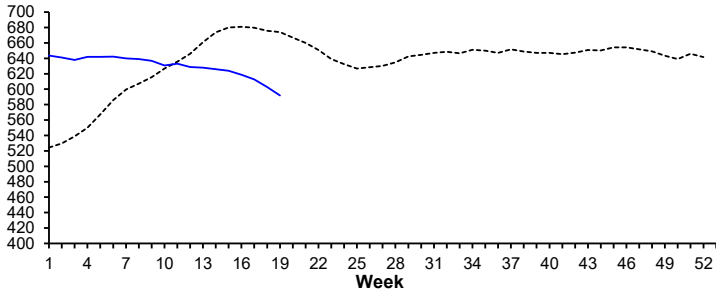
Average producer prices from a panel of livestock marts.

			Week ending: 16 May 26		% change from		
			Number	Price Range	Av. Price	09 May 26	17 May 25
STORE CATTLE	Steers:	150-300 kg	25	700-1650	1,279	-7.8%	+0.1%
		300-400 kg	119	760-1870	1,479	-6.2%	+1.7%
		400-500 kg	104	1190-2030	1,690	-1.1%	+0.9%
		Over 500 kg	182	1440-2720	2,052	-0.2%	-5.1%
	Heifers:	150-300 kg	26	800-1500	1,268	+0.6%	+6.3%
		300-400 kg	89	850-1770	1,376	-3.2%	-0.6%
		400-500 kg	160	1080-2000	1,545	-4.6%	-6.8%
		Over 500 kg	134	1450-2520	1,848	-3.5%	-10.7%
SUCKLED CALVES	Steers:	Under 200 kg	-	-	-	-	-
		Over 200 kg	128	770-2340	1,496	+1.3%	+7.5%
	Heifers:	Under 200 kg	14	530-1400	1,028	+20.5%	+41.7%
		Over 200 kg	109	750-1880	1,421	+5.1%	+5.7%
BREEDING CATTLE	Dairy:	Cows/heifers in milk	-	-	-	-	-
		Cows in calf	-	-	-	-	-
		Springing heifers	-	-	-	-	-
	Sucklers:	Cows/heifers & calf at foot	16	1750-4550	2,680	+2.4%	+10.5%
		Cows in calf	-	-	-	-	-
		Springing heifers	13	1000-2480	1,852	-	-6.6%
OTHER CATTLE	Cull cows for slaughter		219	437-3480	1,548	-4.1%	-8.8%
	Dropped calves for rearing		761	50-1160	555	-6.0%	+12.6%
BREEDING SHEEP	Ewes/Hoggets:	Blackface/Blackface cross	-	-	-	-	-
		Other Breeds	-	-	-	-	-
	Ewe Lambs:	Blackface/Blackface cross	-	-	-	-	-
		Other Breeds	-	-	-	-	-
	Ewes/Hoggets with Lamb(s) at Foot:	Blackface/Blackface cross	164	145-375	241.83	+14.5%	-
		Other Breeds	305	140-405	273.65	-5.1%	+2.6%
OTHER SHEEP	Cull Ewes:	Blackface/Blackface cross	335	2-228	126.24	-5.8%	-8.2%
		Other Breeds	538	12-292	171.33	+1.4%	+5.4%
	Cull rams		10	120-196	156.80	-13.2%	-11.6%
	Store lambs		7	20-40	29.29	-83.1%	-80.9%

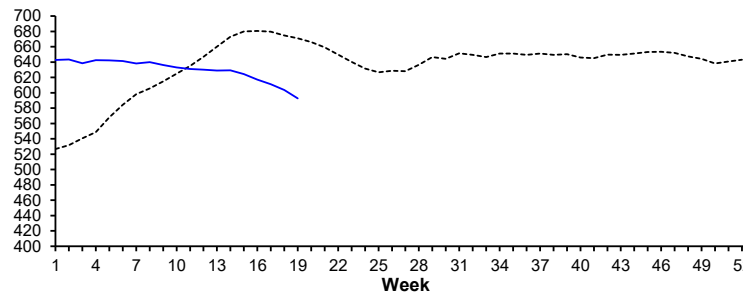
PRICE TRENDS 2025-2026

----- 2025 ———— 2026

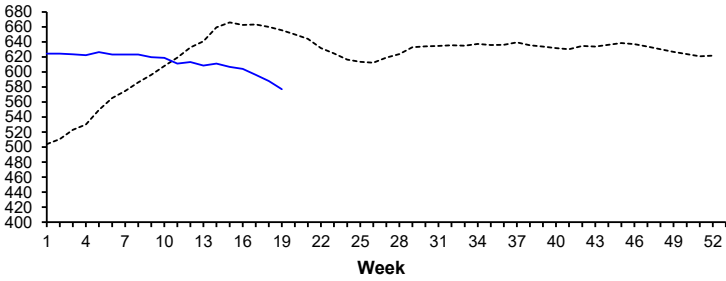
FINISHED STEERS - Deadweight prices (pence/kg)



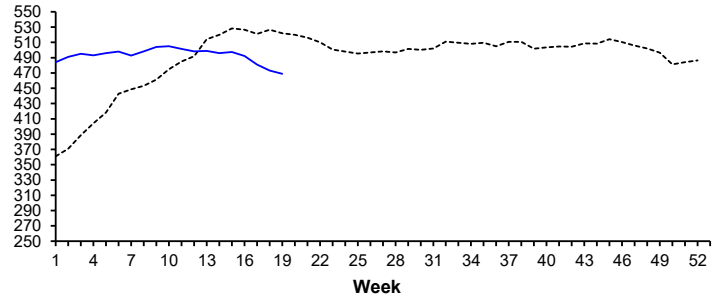
FINISHED HEIFERS-Deadweight prices (pence/kg)



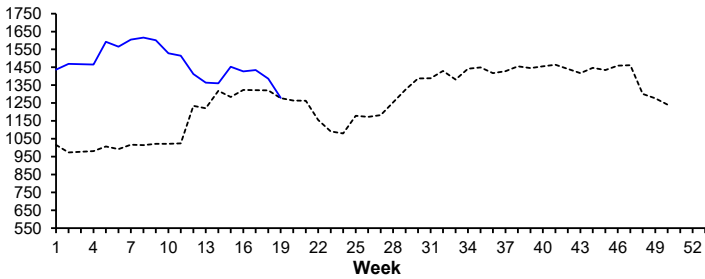
FINISHED YOUNG BULLS - Deadweight prices (pence/kg)



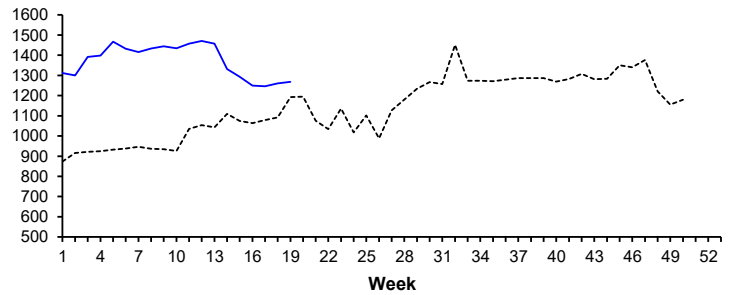
FINISHED COWS - Deadweight prices (pence/kg)



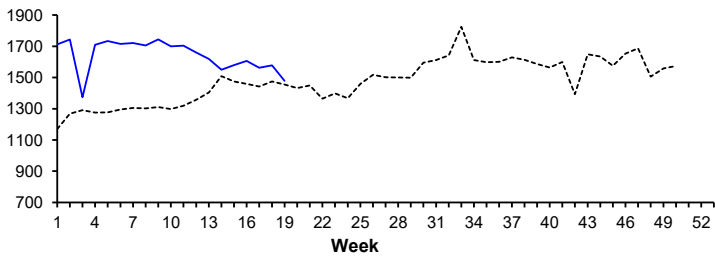
STORES - Av.price of steers 150-300 kg (£/head)



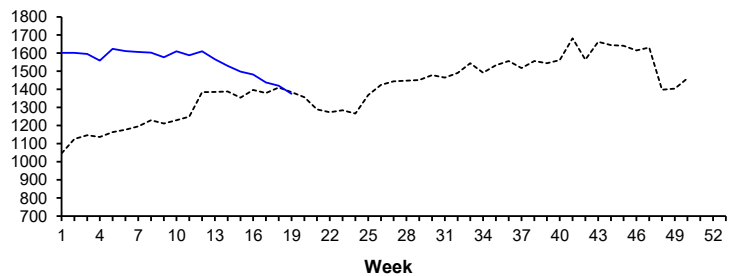
STORES - Av.price of heifers 150-300 kg (£/head)



STORES - Av.price of steers 300-400 kg (£/head)

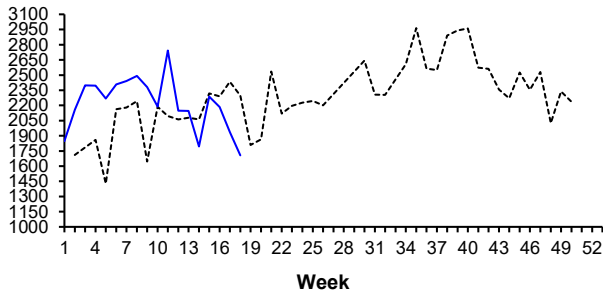


STORES - Av.price of heifers 300-400 kg (£/head)

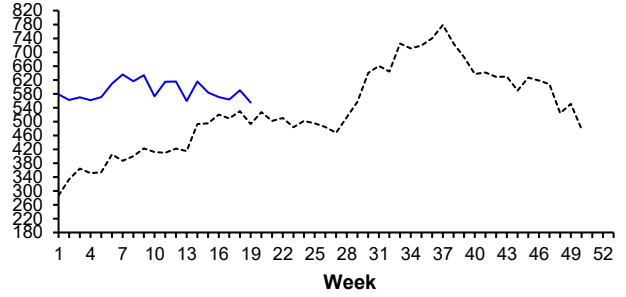


----- 2025 ——— 2026

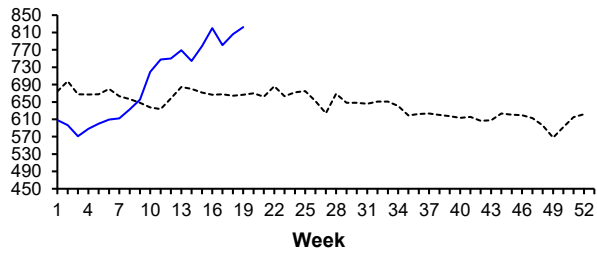
DAIRY COWS & HEIFERS IN MILK (£/head)



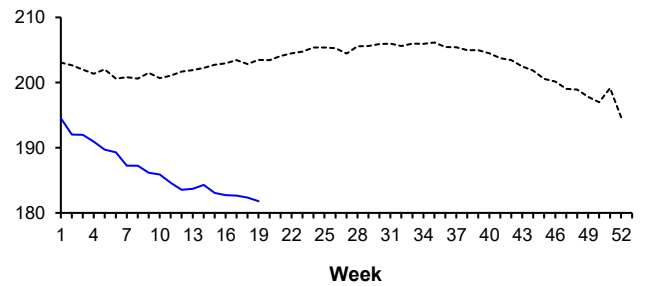
DROPPED CALVES (£/head)



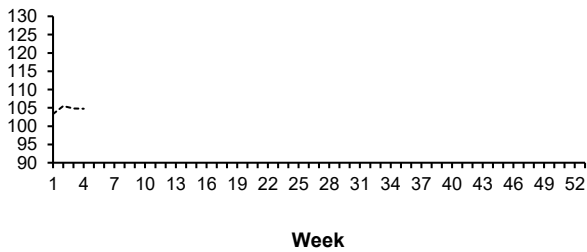
FINISHED SHEEP - Deadweight price (pence/kg)



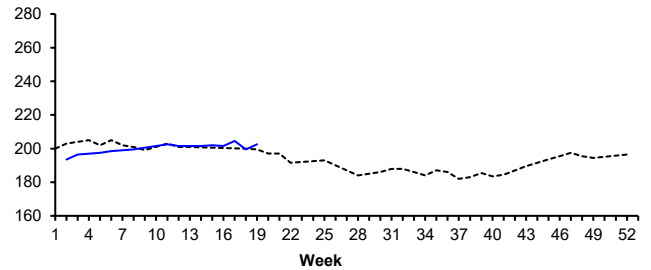
FINISHED PIGS - Deadweight price (pence/kg)



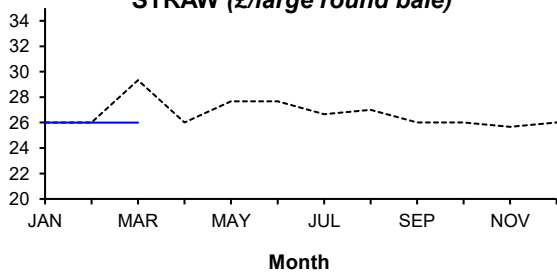
BROILER CHICKENS - Liveweight price (pence/kg)



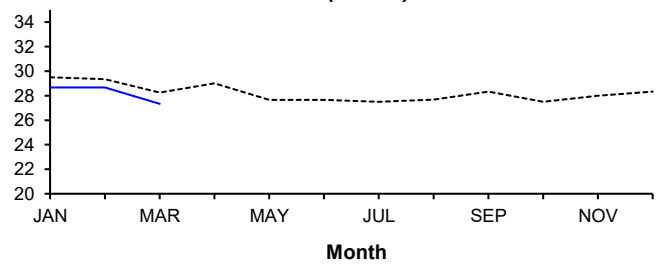
BARLEY - Delivered price (£/tonne)



STRAW (£/large round bale)



SILAGE (£/bale)



Notes : All graphs are based on average prices published in DAERA's weekly Agricultural Market Report.
All week numbers are based on a calendar year.