

# DAERA EXPORT CERTIFICATION SYSTEM (DECS) – EXPORTER GUIDE



## SYSTEM GUIDANCE AND USEFUL INFORMATION

## FOR EXPORTERS OF ANIMALS AND ANIMAL PRODUCTS FROM NORTHERN IRELAND

# DAERA EXPORT CERTIFICATION SYSTEM (DECS) – EXPORTER GUIDE

## EXPORTING ANIMALS AND ANIMAL PRODUCTS FROM NORTHERN IRELAND

Live animals e.g. cattle, sheep, cats and dogs and animal products e.g. meat, milk products and germinal products, must be accompanied by an Export Health Certificate (EHC) signed by an authorised Certifying Officer (CO).

An EHC is an official document that confirms your export meets the health requirements of the destination country.

You can obtain an EHC from the Department of Agriculture Environment and Rural Affairs (DAERA) for export of live animals and animal products to Third Countries, GB, movements within NI and some exports to Ireland using the online application process outlined in this guidance document. Most applications for export to the EU are obtained in the EU Traces NT system and are not referred to in this guidance document.

You can access the most up to date animal / animal product export information and guidance on the [DAERA Website](#)

This guidance is intended to provide an overview of the process of applying online for an Export Health Certificate (EHC).

# DAERA EXPORT CERTIFICATION SYSTEM (DECS) – EXPORTER GUIDE

## Contents

Introducing DECS .....	4
Starting your Application .....	6
Using the system .....	9
New Export Certificate .....	13
Replacement Health Certificate .....	33
Request for Additional Information about your Export Application .....	35

# DAERA EXPORT CERTIFICATION SYSTEM (DECS) – EXPORTER GUIDE

## Introducing DECS

DECS is the new online application system for Third Country ( plus limited NI to GB exports, movements within NI and some NI to ROI exports) Export Health Certificates in Northern Ireland, replacing the previous DECOL system.

An EHC is an official document confirming that an export meets the health requirements of the destination country, supporting local industry in the export of animals and animal products from Northern Ireland.

### Why use DECS ?

- DECS is the online digital service for making Export Health Certificate applications, supporting your export from NI;
- DECS is now the DAERA mandated option for applications for Third Country ( plus limited NI to GB exports, movements within NI and some NI to ROI exports) export certification;
- DECS also allows exporters for whom an authorised Private Veterinary Practitioner (aPVP) will certify their export, to select their chosen authorised veterinary practice as part of the online application process;
- Animal or product export requirements are identified from the DAERA Website [Exporting animals and animal products from Northern Ireland to GB, EU and Third Countries \(Including guidance and application point for DAERA Export Certification System \(DECS\) | Department of Agriculture, Environment and Rural Affairs](#)

# DAERA EXPORT CERTIFICATION SYSTEM (DECS) – EXPORTER GUIDE

- Export Health Certificates (EHC) templates ( these can be viewed by the exporter to allow them to prepare the required information required when completing the electronic version of the EHC template within DECS as part of their application )and their associated Notes for Guidance can be found using [\\_Form Finder](#) or [Export Health Certificates \(EHCs\) and Background Certificates \(BCs\) not available on Form Finder | Department of Agriculture, Environment and Rural Affairs](#)
- Exporter creates a DECS application, completes an electronic version of their required EHC template within the application, and uploads any associated supporting documents;
- Depending on commodity, applications are administered by:
  - DAERA Customer Services Branch (CSB) at regional offices across Northern Ireland;
  - Local Authority (Council) Officers;
- Application details, completed EHC template and supporting documents are provided to the relevant Certifying Officer for review and certification;
- EHC is certified by DAERA or Local Authority and issued to the exporter, or transferred to the aPVP for certification

**NOTE:** Applications must be made at least 2 working days in advance of the intended date of dispatch, allowing one full working day for processing, e.g., apply by Tuesday for Thursday dispatch. Applications can be made no more than 10 working days in advance of date of dispatch

This requirement is reflected within the **Date of Loading** section when submitting online applications.

# DAERA EXPORT CERTIFICATION SYSTEM (DECS) – EXPORTER GUIDE

## Starting your Application

Navigate to the [DAERA Website](#) for full information and guidance on what you need **before** you start your application.

To create an application for your export:

- Search the **Animal and Plant Health Agency (APHA)** [Find an export Health certificate](#) to find the appropriate Export Health Certificate and associated Notes for Guidance.

[Home](#)

## Find an export health certificate

From: [Animal and Plant Health Agency](#)

Find the export health certificate (EHC) and supporting documents you need to export a live animal or animal product like food and germplasm. The latest versions of the certificates are always here.

You must nominate an official vet or local authority inspector to sign the certificate. Find out more about [getting an export health certificate](#).

If you cannot find the correct export health certificate, [contact the Animal and Plant Health Agency \(APHA\)](#).

Search



▼ Destination country

▼ Commodity type

▼ Certificate status

2,071 export health certificates

[Get emails](#) [Subscribe to feed](#)

**Export collagen for human consumption to Chile: certificate 7364**

Destination: Chile Commodity: Animal products including food  
Certificate status: Active

**Export thoroughbred horses in continuous training to the USA: certificate 1263**

Destination: USA Commodity: Equine Certificate status: Active

**Export male horses to the USA: certificate 3987**

Destination: USA Commodity: Equine Certificate status: Active

# DAERA EXPORT CERTIFICATION SYSTEM (DECS) – EXPORTER GUIDE

Use this interactive tool to search for the most up to date certificates by:

- Destination country (i.e. Barbados), or;
- Commodity (i.e. pigs/poultry/animal products, including food)

Typing either of these in the ‘Search’ box or selecting from the available drop- down menu \* will help to focus your search and display relevant EHCs.

Click on the certificate link you require.

\* ‘ **Animal products including food**’ includes all dairy and meat EHCs.

Each certificate has its own page, providing a PDF version of the EHC template that will be available in DECS and useful guidance on completion and certification.

## Exporting from Northern Ireland

If you’re in Northern Ireland, you no longer need to download this EHC. You will complete the EHC template as part of the DAERA online application process (DECS).

For more information, see the [DECS Application User Guide](#)

1. Find out about the requirements for export in the [guidance notes](#), [Advisory Guidance notes for certificate 7833](#), [Checklist for certificate 7833](#) and [Export fresh beef to Canada: EHC 7833, version 2](#).
2. Download and complete [Veterinary Support Attestation for onward shipment of beef to USA document: SUP 7833, version 1](#) which you will upload as part of your application.
3. [Start your application](#).

Make sure you examine the latest version of the EHC and guidance notes as they are sometimes updated. The latest versions are on this page.

# DAERA EXPORT CERTIFICATION SYSTEM (DECS) – EXPORTER GUIDE

The exporter must review the requirements within the relevant EHC (where appropriate, please review the Northern Ireland version), and consult the associated Notes for Guidance (the associated EHC Guidance Notes provide information to exporters and Certifying Officers on the requirements of the certificate, including where additional copies may be required for export).

If your required EHC is not available on **Animal and Plant Health Agency (APHA) Find an export health certificate** please search [Export Health Certificates \(EHCs\) and Background Certificates \(BCs\) not available on Form Finder | Department of Agriculture, Environment and Rural Affairs](#) on the DAERA Website.

If an EHC for your required commodity and destination are not available on either site please contact DAERA Trade Exports Programme for further guidance. [DAERATradeExports@daera-ni.gov.uk](mailto:DAERATradeExports@daera-ni.gov.uk)

# DAERA EXPORT CERTIFICATION SYSTEM (DECS) – EXPORTER GUIDE

## Using the system

Navigate to the DAERA website page [Exporting animals and animal products from Northern Ireland to GB, EU and Third Countries \(Including guidance and application point for DAERA Export Certification System \(DECS\)\)](#) Department of Agriculture, Environment and Rural Affairs and from here to the webpage applicable to the specific export commodity group that you require. Further links to the specific commodity groups are provided on this page

For each export commodity group, you will find the standard link available as below.

[Start your Export Health Certificate application !\[\]\(71ceb62b681518c82e95d615e7265d66\_img.jpg\) !\[\]\(aed08979fdf1e1a21984952cac02efc3\_img.jpg\)](#)

# DAERA EXPORT CERTIFICATION SYSTEM (DECS) – EXPORTER GUIDE

The [Start your Export Health Certificate application](#) link will take you to the homepage of the DECS system, as below. The Homepage features a Messageboard to keep exporters updated with current advice and guidance



DAERA Exports - Export Certificate

## Apply for an Export Health Certificate

You can use this service to apply for an **Export Health Certificate (EHC)**.

### Important

#### Welcome to DAERA Export Certificate System (DECS)

DECS is the system exporters **must** use to apply for official certification for exports to all third countries, GB, within NI, and some exports to EU, as applicable.

DECS is similar to other public facing government systems with which you may be familiar and should make the export application process easier. A guide which includes screen shots of the application process is available on the [DAERA Internet](#).

Please consult this guidance in the first instance. However, if you have persistent issues with accessing the system or submitting applications, please contact your local DAERA or Council office (as appropriate) in the first instance.

#### PLEASE NOTE:

**Applications must be made at least 2 working days in advance of the intended date of dispatch, allowing one full working day for processing, e.g., apply by Tuesday for Thursday dispatch.**

Applications can be made no more than 10 working days in advance of date of dispatch.

# DAERA EXPORT CERTIFICATION SYSTEM (DECS) – EXPORTER GUIDE

If you scroll to the bottom of this page, you will find the links to DEFRA Form Finder, or the DAERA Website, for export certificates that are not available on DEFRA Form Finder. You will also find the green **Start Now** button that will direct you to start your application.

## Who can use this service

This service is for people or organisations that export animals and animal products from Northern Ireland that require an Export Health Certificate.

## Before You Start

EHC applications are now completed during the DECS online process.

Before beginning your application, you will need to identify and review the requirements of the EHC selected for your export, available from the [Defra Form Finder](#) or the [DAERA Website](#).

You should also ensure you read the Notes for Guidance associated with your selected EHC and prepare any required supporting documentation for upload.

You will also need to provide:

- Details about what you are exporting
- Email address
- Supporting documents.

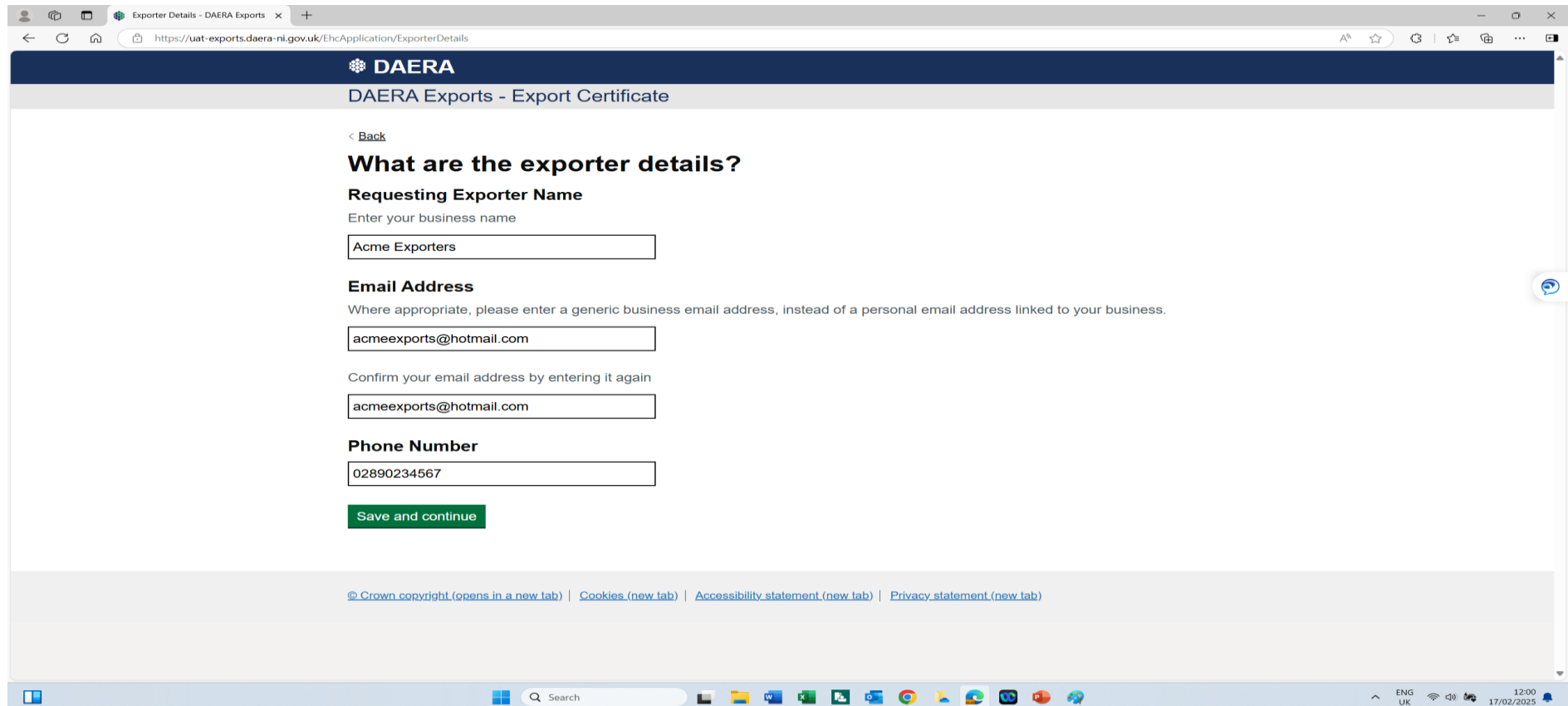
▶ [Help with providing additional information](#)

**Start now >**

**NB. Please ensure that you have reviewed the information requirements of your chosen EHC from DEFRA Form Finder or DAERA Website, in preparation to complete the electronic version of the EHC template that will be presented within your export application on DECS. Please also ensure that any other documents required to support your export application are completed and ready to be uploaded into your application.**

# DAERA EXPORT CERTIFICATION SYSTEM (DECS) – EXPORTER GUIDE

By using the **Start Now** button you will be taken to the next screen where you will start to enter the details of your export application. This screen will prompt you to provide an Exporter name, exporter email address, and exporter phone number. **Please note** The email you provide will be the one used by DAERA to communicate with you further about your application



The screenshot shows a web browser window displaying the DAERA Exports - Export Certificate page. The page has a dark blue header with the DAERA logo and the text "DAERA Exports - Export Certificate". Below the header, there is a navigation link "< Back". The main heading is "What are the exporter details?". The form contains three sections: "Requesting Exporter Name" with a text input field containing "Acme Exporters"; "Email Address" with a text input field containing "acmeexports@hotmail.com" and a confirmation field below it also containing "acmeexports@hotmail.com"; and "Phone Number" with a text input field containing "02890234567". A green "Save and continue" button is located at the bottom of the form. At the bottom of the page, there are links for "© Crown copyright (opens in a new tab)", "Cookies (new tab)", "Accessibility statement (new tab)", and "Privacy statement (new tab)". The Windows taskbar is visible at the bottom of the browser window, showing the search bar and various application icons. The system tray in the bottom right corner shows the language set to "ENG UK", signal strength, and the date "17/02/2025" at "12:00".

Once completed, use the **Save and continue** button to progress to the next screen.

# DAERA EXPORT CERTIFICATION SYSTEM (DECS) – EXPORTER GUIDE

## New Export Certificate

This screen will prompt you to select whether you are making a **New Export Health Certificate** application or a **Replacement Export Health Certificate** application.



DAERA Exports - Export Certificate

[< Back](#)

### What type of application is this?


- New Export Health Certificate
- Replacement Export Health Certificate

Save and continue

[© Crown copyright \(opens in a new tab\)](#) | [Cookies \(new tab\)](#) | [Accessibility statement \(new tab\)](#) | [Privacy statement \(new tab\)](#)

# DAERA EXPORT CERTIFICATION SYSTEM (DECS) – EXPORTER GUIDE

If you select **New Export Health Certificate** and then use the **Save and Continue** button, you will be taken to the following screen

**DAERA**

DAERA Exports - Export Certificate

[< Back](#)

## What are the details of the consignment?

**What commodity are you exporting?**

**What country are you exporting to?**

**Processing office**

**Certificate Form**

[▶ Where to find the 4-digit certificate reference number](#)

[▶ I can't find the certificate form in the list](#)

**Product details**

[▶ Help with product details](#)

**Exporter reference (optional)**

Include a reference to help identify your consignment

**Save and continue**

# DAERA EXPORT CERTIFICATION SYSTEM (DECS) – EXPORTER GUIDE

**Commodity** – you must choose from a preset list of commodity groups.

**What country are you exporting to** – select the country from the drop-down list or type into the box to search

**Processing Office** – you must choose from a preset list of Processing Offices. The options will be determined by the Commodity you have selected previously.

**Certificate form** – type the 4-digit EHC reference number into the Certificate Form box. The EHC certificate details matching that number should appear. Click on these details to select your chosen EHC. You can find guidance on locating the 4-digit reference number by selecting either of the links shown below the search box. **Please note.** There are a small number of EHC certificates that are 3 digits rather than 4 digits. For these certificates, please type the 3-digit number into the Certificate form box

▶ [Where to find the 4-digit certificate reference number](#)

▶ [I can't find the certificate form in the list](#)

**NOTE:** If the EHC you have identified is not available on the system, it may not have been used before. Please contact your local DAERA Direct Office to discuss your requirements – you should let them know which EHC you intend to use and the estimated timeframe for export.

**This will allow us to prepare the DECS system and avoid potential delays to your export.**

**Product Details** – This is a free text box that allows you to expand on the description of the commodity you have selected. You can find guidance on this by selecting the [Help with product details](#) option

# DAERA EXPORT CERTIFICATION SYSTEM (DECS) – EXPORTER GUIDE

## ▼ [Help with product details](#)

'Product Details' should be used to provide more specific details on the export consignment.

For example:

- the type of germinal products, e.g. bovine semen
- the type of Animal By Product, e.g. chicken manure
- for live animals / pets etc. – the species of animal, e.g. bovine

**Exporter Reference** – this is a free text box that allows the export to identify their export application for their own use.

**NB.** Each page of the application also features a [< Back](#) button

This allows the exporter to return to the previous page if changes to the application are required.

When you have completed the entries for this page simply click on **Save and continue**.

# DAERA EXPORT CERTIFICATION SYSTEM (DECS) – EXPORTER GUIDE

The system will then ask if your application is intended to be processed by Authorised Veterinary Practice (AVP)

DAERA  
DAERA Exports - Export Certificate

[< Back](#)

**Should your application be processed by an authorised veterinary practice?**

No

Yes

[Save and continue](#)

The selection will be determined by the type of commodity intended for export. Exporters should be aware if their commodity is required to be processed by an Authorised Veterinary Practice. An Authorised Veterinary Practice (AVP) is a private veterinary practice where at least one veterinarian has been authorised by DAERA to issue export certification for specific commodities.

If the exporter selects YES at this point, they will be prompted to identify the Authorised Veterinary Practice from a drop-down menu.

DAERA  
DAERA Exports - Export Certificate

[< Back](#)

**Should your application be processed by an authorised veterinary practice?**

No

Yes

**Which authorised veterinary practice will process your application?**

Select an authorised veterinary practice...

[▶ I can't find the authorised veterinary practice in the list](#)

[Save and continue](#)

# DAERA EXPORT CERTIFICATION SYSTEM (DECS) – EXPORTER GUIDE

If your chosen Authorised Veterinary Practice is not on the current drop-down menu, you must use the [I can't find the authorised veterinary practice in the list](#) option.

You will then be presented with the following screen where you can add details of your nominated AVP

**DAERA**  
DAERA Exports - Export Certificate

[< Back](#)

**Should your application be processed by an authorised veterinary practice?**

No  
 Yes

**Which authorised veterinary practice will process your application?**

Select an authorised veterinary practice...

**I can't find the authorised veterinary practice in the list**

**If the authorised veterinary practice is not in the list then enter the details of it below**

Authorised veterinary practice name

Email

Phone (optional)

Address Line 1 (optional)

Address Line 2 (optional)

Town / City (optional)

County (optional)

Postcode (optional)

**Save and continue**

# DAERA EXPORT CERTIFICATION SYSTEM (DECS) – EXPORTER GUIDE

Once you **Save and continue** you will be presented with the following screen



## DAERA Exports - Export Certificate

[< Back](#)

### What are the dispatch details of the consignment?

**Where will the product be dispatched from?**

[▶ I can't find the dispatch premises in the list](#)

**When will you load the product onto the transport vehicle at the dispatch premises?**

Enter a date between 02/02/2026 and 12/02/2026.

Day	Month	Year	Time
<input type="text" value="02"/>	<input type="text" value="02"/>	<input type="text" value="2026"/>	<input type="text" value="10:00"/> 

**Save and continue**

# DAERA EXPORT CERTIFICATION SYSTEM (DECS) – EXPORTER GUIDE

**Where will the product be dispatched from** – you will be presented with a drop-down list of preset dispatch premises. If the dispatch premises is not on this list, you will be required to select the [I can't find the dispatch premises in the list](#) option. You will then be required to enter the name of the dispatch premises manually

▼ [I can't find the dispatch premises in the list](#)

If the dispatch premises is not in the list then enter the name of it below

**When will you load the product onto the transport vehicle at the dispatch premises** – this wording applies mainly to commercial exports of certain commodities. However, in broader terms it should be considered as the time the export consignment is destined to leave its current location and commence its export journey.

**NB.** There are specific rules in respect of the notice time required for an export application. If you are presented with a warning when you enter the date and time of loading (as below), it means that the notification rules have been breached. Please submit a revised date/time of loading.

Export applications must be made a minimum of two working days in advance of the date of loading and not more than ten working days ahead of this date. Additionally, if you select a weekend date/bank holiday date you will be advised that this may impact on your ability to make last-minute changes to an application.

# DAERA EXPORT CERTIFICATION SYSTEM (DECS) – EXPORTER GUIDE



DAERA Exports - Export Certificate

**There is a problem**

**Enter a date that is between 02/02/2026 and 12/02/2026**

[< Back](#)

## What are the dispatch details of the consignment?

**Where will the product be dispatched from?**

Americold, Lurgan (Formerly Agromerchants) ▾

[▶ I can't find the dispatch premises in the list](#)

**When will you load the product onto the transport vehicle at the dispatch premises?**

Enter a date between 02/02/2026 and 12/02/2026.

**Enter a date that is between 02/02/2026 and 12/02/2026**

Day	Month	Year	Time
30	01	2026	10:00 ⌚

Save and continue


# DAERA EXPORT CERTIFICATION SYSTEM (DECS) – EXPORTER GUIDE

Please note that any Time you enter will be automatically rounded up or down to the nearest 30 minutes and you will be presented with an on-screen message informing you of this

## When will you load the product onto the transport vehicle at the dispatch premises?

Enter a date between 25/04/2025 and 08/05/2025.

Day	Month	Year	Time
<input type="text" value="25"/>	<input type="text" value="04"/>	<input type="text" value="2025"/>	<input type="text" value="09:30"/> 

 Time has been rounded to the nearest 30 minutes.

[Save and continue](#)

Once you have entered a suitable date and time of loading use the **Save and continue** button to progress to the next stage of your application.

# DAERA EXPORT CERTIFICATION SYSTEM (DECS) – EXPORTER GUIDE

At this point, the EHC template that you had chosen on the “What are the details of your consignment” screen will appear. The template may take a minute to upload as per screenshots below. The example below is EHC 1631 Export of fresh meat and meat products to USA

Uploading



# DAERA EXPORT CERTIFICATION SYSTEM (DECS) – EXPORTER GUIDE

Loaded

## Certificate 1631 - Export fresh meat and meat products to the USA

Complete the Certificate Application form fields below.



UNITED KINGDOM DEPARTMENT FOR ENVIRONMENT, FOOD AND RURAL AFFAIRS  
GOVERNMENT OF SCOTLAND  
GOVERNMENT OF WALES  
NORTHERN IRELAND DEPARTMENT OF AGRICULTURE, ENVIRONMENT AND RURAL AFFAIRS

No: .....

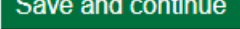
EXPORT OF FRESH MEAT AND FRESH MEAT BY-PRODUCTS TO THE UNITED STATES OF AMERICA  
OFFICIAL MEAT-INSPECTION CERTIFICATE FOR FRESH MEAT AND MEAT BY-PRODUCTS  
EXPORTING COUNTRY: UNITED KINGDOM  
FOR COMPLETION BY: OFFICIAL VETERINARIAN

I Identification of products  
(a) Description of products:

Lot	Process Category	Product Category	Product Group	Species
1				
2				
3				

You should scroll down and / across if needed within the document to complete the text boxes. **NB:** A red box will appear around the text box if you have added too much text.


# DAERA EXPORT CERTIFICATION SYSTEM (DECS) – EXPORTER GUIDE

When you have completed data entry into the text boxes on the EHC template, click  to progress your application.

**Please note.** You do not have to complete all of the text boxes to continue with your application. In many cases you will not have all of the details required at the point of initial application and you will have the opportunity to add the remaining details at a later date. The system will allow you to progress to the next stage of the application if you have entered data into a minimum of one text box.

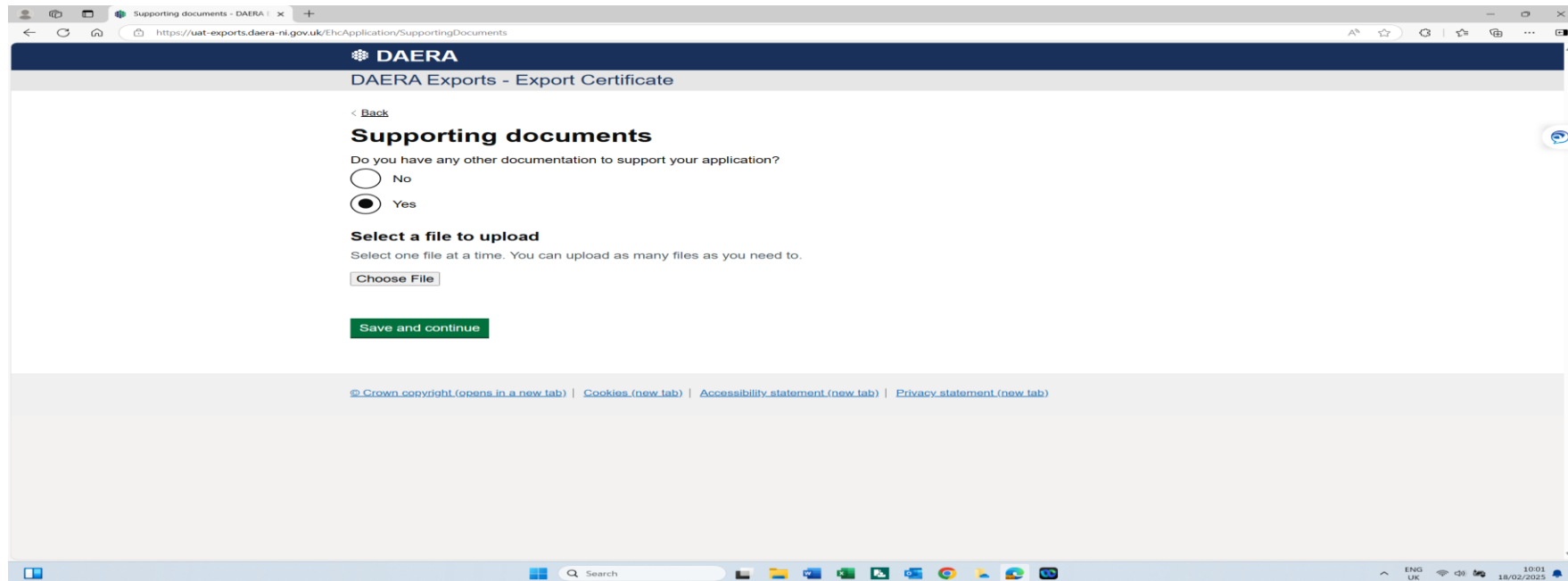
You also have the option at this point to download or print a copy of the EHC template. This will be for your own records only.

Click  to Download a copy of your completed form.

Click  to print a copy of your completed form

# DAERA EXPORT CERTIFICATION SYSTEM (DECS) – EXPORTER GUIDE

The next screen will allow you to upload any supporting documents required for your application.



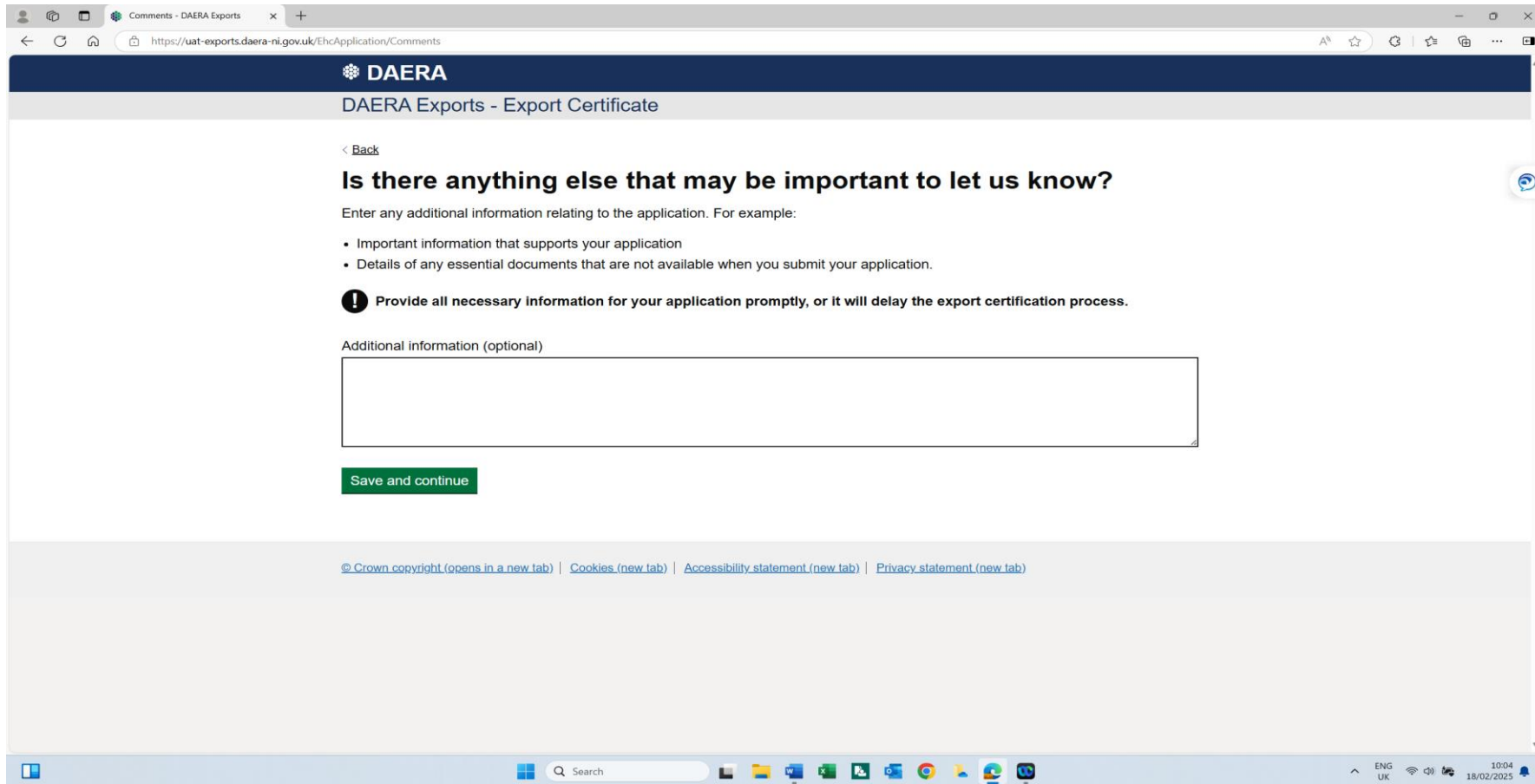
The screenshot shows a web browser window with the URL <https://uat-exports.daera-ni.gov.uk/EhcApplication/SupportingDocuments>. The page header includes the DAERA logo and the text "DAERA Exports - Export Certificate". Below the header, there is a navigation link "< Back". The main heading is "Supporting documents". The text asks, "Do you have any other documentation to support your application?". There are two radio buttons: "No" (unselected) and "Yes" (selected). Below this, there is a section titled "Select a file to upload" with the instruction "Select one file at a time. You can upload as many files as you need to." and a "Choose File" button. At the bottom of the form area is a green "Save and continue" button. At the very bottom of the page, there are links for "© Crown copyright (opens in a new tab)", "Cookies (new tab)", "Accessibility statement (new tab)", and "Privacy statement (new tab)". The browser's taskbar at the bottom shows the date and time as 10:01 on 18/02/2025.

If additional documents are required for the export application the exporter should select the **YES** radio button and upload files using the same process as the upload of the EHC file.

If no additional support documentation is required, the exporter should use the **NO** radio button and then use the **Save and continue** button to progress to the next page of the application.

# DAERA EXPORT CERTIFICATION SYSTEM (DECS) – EXPORTER GUIDE

The next page allows the exporter to add any pertinent comments related to the export application (optional).



The screenshot shows a web browser window with the URL <https://uat-exports.daera-ni.gov.uk/EhcApplication/Comments>. The page header includes the DAERA logo and the title "DAERA Exports - Export Certificate". Below the header, there is a navigation link "< Back". The main heading is "Is there anything else that may be important to let us know?". Below this heading, there is a text prompt: "Enter any additional information relating to the application. For example:". This is followed by a bulleted list of examples: "Important information that supports your application" and "Details of any essential documents that are not available when you submit your application." Below the list, there is a warning icon and text: "Provide all necessary information for your application promptly, or it will delay the export certification process." Underneath the warning, there is a text input field labeled "Additional information (optional)". Below the input field, there is a green button labeled "Save and continue". At the bottom of the page, there are links for "© Crown copyright (opens in a new tab)", "Cookies (new tab)", "Accessibility statement (new tab)", and "Privacy statement (new tab)". The Windows taskbar is visible at the bottom of the browser window, showing the search bar, taskbar icons, and system tray with the date 18/02/2025 and time 10:04.

The exporter should use the **Save and continue** button to progress to the next page of the application.

# DAERA EXPORT CERTIFICATION SYSTEM (DECS) – EXPORTER GUIDE



## DAERA Exports - Export Certificate

### Check that these details are correct

You can change any of the details if they are incorrect.

<b>Exporter details</b>	Name: Acme Exporters Email: rogerkneebend@maildrop.cc Phone: 0772233445566	<a href="#">Change</a>
<b>Application type</b>	Application type: New	<a href="#">Change</a>
<b>Consignment details</b>	Certificate form: Export Health Certificate for fresh beef to Canada (Ref:7833) Commodity: Meat - Beef Destination country: Canada Product details: Beef foreribs Processing office: Granville/Hewitts/Americold Processing Office Exporter reference: Test 1	<a href="#">Change</a>
<b>Dispatch Details</b>	Dispatch premises: Americold, Lurgan (Formerly Agromerchants) Loading date and time: 03/02/2026 10:00	<a href="#">Change</a>
<b>Authorised veterinary practice</b>	Required: No	<a href="#">Change</a>
<b>Application form</b>	File name: 7833EHC_V2 (5).pdf	<a href="#">Change</a>
<b>Supporting documents</b>	None	<a href="#">Change</a>
<b>Additional information</b>	(left blank)	<a href="#">Change</a>

I, the exporter or agent acting on behalf of the exporter, certify that the information provided in the export application and supporting documentation (where required) is accurate.

I confirm that I have read the requirements for export outlined in the Export Health Certificate and associated Notes for Guidance. To the best of my knowledge, the consignment complies with these requirements.

This screen allows the exporter to review all of the details submitted within the application and provides the opportunity to change any of the details if incorrect. Simply click on any of the **Change** buttons to change details in

# DAERA EXPORT CERTIFICATION SYSTEM (DECS) – EXPORTER GUIDE

the appropriate sections of the application. This screen also displays a declaration that the exporter must read and agree to by ticking the “**I confirm that I have read and understood the above statements**” box

Application form	File name: 344EHC_V2.pdf	<a href="#">Change</a>
Supporting documents	None	<a href="#">Change</a>
Additional information	(left blank)	<a href="#">Change</a>

I, the exporter or agent acting on behalf of the exporter, certify that the information provided in the export application and supporting documentation (where required) is accurate.

I confirm that I have read the requirements for export outlined in the Export Health Certificate and associated Notes for Guidance. To the best of my knowledge, the consignment complies with these requirements.

I understand and accept the following:

- It is the exporter's responsibility to ensure an Export Health Certificate (EHC) has been issued by the Department of Agriculture, Environment and Rural Affairs (DAERA) or the exporter's nominated Authorised Veterinary Practice (AVP) before the consignment leaves Northern Ireland (NI). Submitting an application does not guarantee that an EHC will be issued.
- DAERA takes no responsibility for consignments without certification in place before departure. Veterinary certification cannot be issued after the consignment leaves NI.
- Any EHC issued on behalf of DAERA is provided with the understanding that it may not fully comply with the requirements of the importing country. It is the responsibility of the exporter to check the certificate against any relevant import permit or advice provided by the competent authority in the importing country.
- In processing the EHC, DAERA does not verify the content or accuracy of the application.
- DAERA and/or the issuing certifying body will not be held responsible for any losses incurred if the certificate is not accepted by the importing country.
- If there is suspicion or confirmation of disease after certification, DAERA may need to withdraw or cancel the health certificate without notice. DAERA cannot accept liability for any losses in such circumstances.
- DAERA takes data protection, freedom of information, and environmental information issues seriously. Any personal information received will be handled in compliance with the General Data Protection Regulation (2016). Personal information will be processed principally for the purposes for which it was provided. DAERA is also under a duty to protect public funds and may use the information provided for this purpose. A full copy of the DAERA Privacy Statement can be found on the [DAERA website](#).

I confirm that I have read and understand the above statements.

[Submit completed application](#)

The exporter should then use the **Submit completed application** button.

# DAERA EXPORT CERTIFICATION SYSTEM (DECS) – EXPORTER GUIDE

A new screen will appear confirming the application is complete – pending approval and providing a unique certificate number for the application. At this point there are options to [Start another Export Health Certificate application with the same Exporter Details](#) or [Start another Export Health Certificate application with all the same details as the one you just submitted](#)



## What happens next

1. You will get a confirmation email for your application. This will contain a link to allow you to submit additional documentation before your date of loading (17/02/2026). Incomplete or late submissions may delay processing of your application.
2. Our team will check the information you gave us and process your application. We will contact you if there is anything missing.

## Get help

Details of how to contact us can be found [here \(opens in a new tab\)](#). You will need to quote your certificate number (26/3/000121).

[Start another Export Health Certificate application with the same Exporter Details](#)


[Start another Export Health Certificate application with all the same details as the one you just submitted?](#)

# DAERA EXPORT CERTIFICATION SYSTEM (DECS) – EXPORTER GUIDE

At the same time, the system will issue an email to the email address provided in the application. The email will contain a link to the application to facilitate exporter updates to the application (if required) up until midnight on the Date of Loading inputted during the application. By clicking on the link provided in the email the exporter will be taken to the following screen. The update process will be harmonized with the original application following the same functionality

## Exporter Application Changes

Exporters will be able to make updates to their application by clicking a link in their application confirmation email (up until 23.59 on the date of loading).  
The journey has been updated to harmonise it with the original application following the same styling guide and functionality.

 **DAERA**Apply for a Certificate    Verify a Certificate

DAERA Export Certificates

### Export Health Certificate Application - 25/3/000004

**Certificate Details**

<b>Dispatch Premises Name</b>	Americold, Lurgan (Formerly Agromerchants)
<b>Commodity Name</b>	Animal By-product - Pet Food (including animal-derived ingredients)
<b>Destination Country Name</b>	Afghanistan
<b>Processing Office</b>	DAERA Direct Armagh

**Exporter Reference**


<b>Loading Date</b>	07 Jan 2025
---------------------	-------------

Use this service to notify us of:


- a change to the date of loading
- replacement or additional documents
- additional information relating to your application

[Start now >](#)

[© Crown copyright \(opens in a new tab\)](#) | [Cookies \(new tab\)](#) | [Accessibility statement \(new tab\)](#) | [Privacy statement \(new tab\)](#)



Department of  
**Agriculture, Environment  
and Rural Affairs**  
www.daera.ni.gov.uk



**DIGITAL**  
servicesdivision

# DAERA EXPORT CERTIFICATION SYSTEM (DECS) – EXPORTER GUIDE

## Replacement Health Certificate

If you select **Replacement Export Health Certificate** you will be presented with this screen.

The screenshot shows a web browser window with the URL <https://uat-exports.daera-ni.gov.uk/EhcApplication/ApplicationType>. The page title is "DAERA Exports - Export Certificate". A cookie notice is displayed at the top, with "Accept" and "View cookies" buttons. The main content area has a dark blue header with the DAERA logo and the text "DAERA Exports - Export Certificate". Below the header, there is a "< Back" link and the question "What type of application is this?". Two radio buttons are present: "New Export Health Certificate" (unselected) and "Replacement Export Health Certificate" (selected). Below this is the question "Why do you need a replacement certificate?" with the subtext "We need to know the specifics of details that have changed" and a text input field. The next question is "What is the original unique certificate number?" with a text input field containing "1/1". The final question is "When was the original certificate signed?" with three input fields for "Day", "Month", and "Year". A "Save and continue" button is at the bottom of the form. The browser's taskbar at the bottom shows the system tray with weather (53°F Cloudy), search, and various application icons. The system clock shows 12:56 on 21/02/2025.

**Why do you need a replacement certificate?** Please enter a rationale for requesting a replacement certificate.

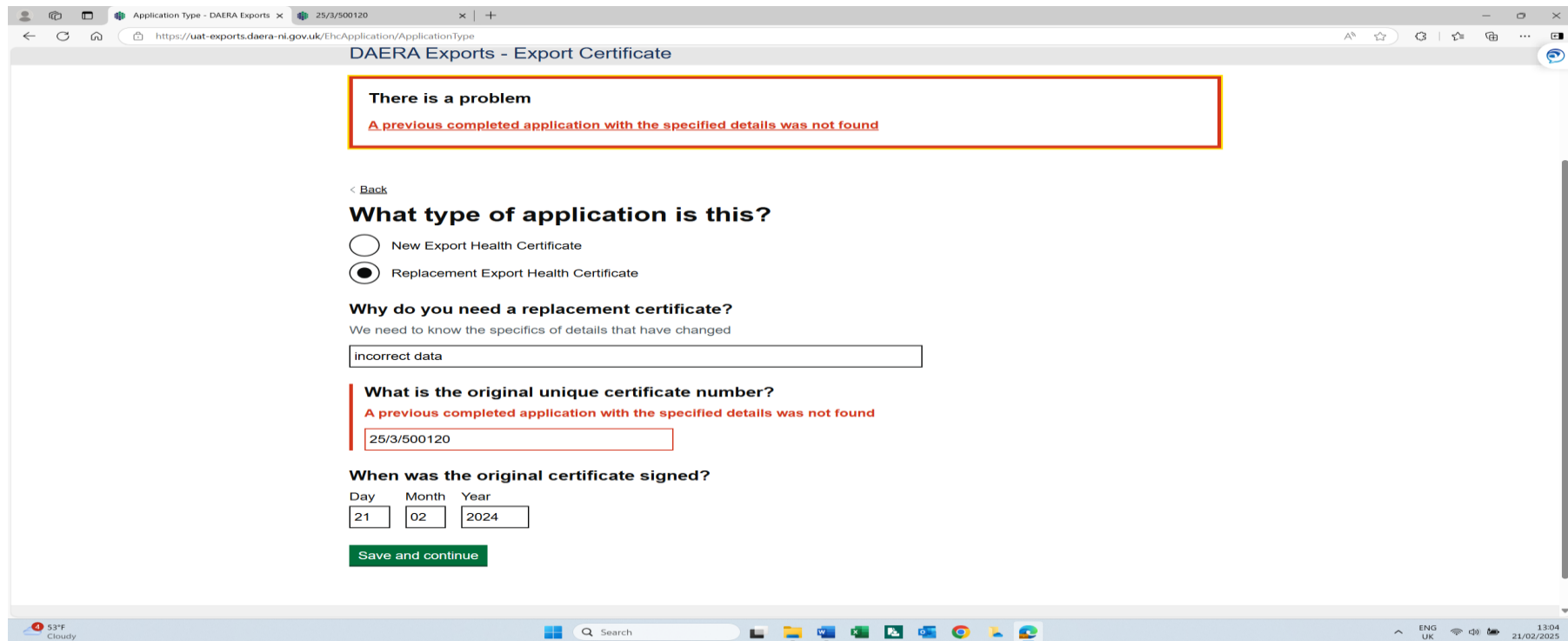
**What is the original unique certificate number?** This will have been provided in your original confirmation email for that application

# DAERA EXPORT CERTIFICATION SYSTEM (DECS) – EXPORTER GUIDE

**When was the original certificate signed?** Enter the date the original certificate was signed.

Use the **Save and continue** button to progress to the next screen

If you get an error message as below, it means that some of the details you have provided do not match details of the original certificate held within the system. Please amend and use the **Save and continue** button again



The screenshot shows a web browser window with the URL <https://uat-exports.daera-ni.gov.uk/EhcApplication/ApplicationType>. The page title is "DAERA Exports - Export Certificate". A red-bordered box highlights an error message: "There is a problem" followed by "A previous completed application with the specified details was not found". Below this, there is a "Back" link and a question: "What type of application is this?". Two radio buttons are present: "New Export Health Certificate" (unselected) and "Replacement Export Health Certificate" (selected). Underneath, it asks "Why do you need a replacement certificate?" with the instruction "We need to know the specifics of details that have changed". A text input field contains "incorrect data". Another red-bordered box highlights a second error message: "What is the original unique certificate number?" followed by "A previous completed application with the specified details was not found". Below this, a text input field contains "25/3/500120". The next question is "When was the original certificate signed?", with input fields for Day (21), Month (02), and Year (2024). At the bottom, there is a green "Save and continue" button. The browser's taskbar at the bottom shows the system tray with weather (53°F Cloudy), search, and system clock (13:04, 21/02/2025).

From this point onwards the process will be exactly the same as submitting a request for a **New Export Health Certificate** with the exception of minor past tense wording changes that reflect the fact that this is a replacement application. Please see below.

# DAERA EXPORT CERTIFICATION SYSTEM (DECS) – EXPORTER GUIDE

**DAERA**  
DAERA Exports - Export Certificate

[Back](#)

### What are the details of the consignment?

**What commodity did you export?**

Select a commodity...

**Which country was the product exported to?**

Select a country...

**Processing office**

Select a commodity first...

**Certificate Form**

Select commodity and country first...

[I can't find the certificate form in the list](#)

**Product details**

[Help with product details](#)

**Exporter reference (optional)**

Include a reference to help identify your consignment

[Save and continue](#)

**DAERA**  
DAERA Exports - Export Certificate

[Back](#)

### What are the dispatch details of the consignment?

**Where was the product dispatched from?**

Select dispatch premises...

[I can't find the dispatch premises in the list](#)

**What date was the product originally loaded at the dispatch premises?**

Enter a date between 10/06/2025 and 09/12/2025.

Day Month Year Time

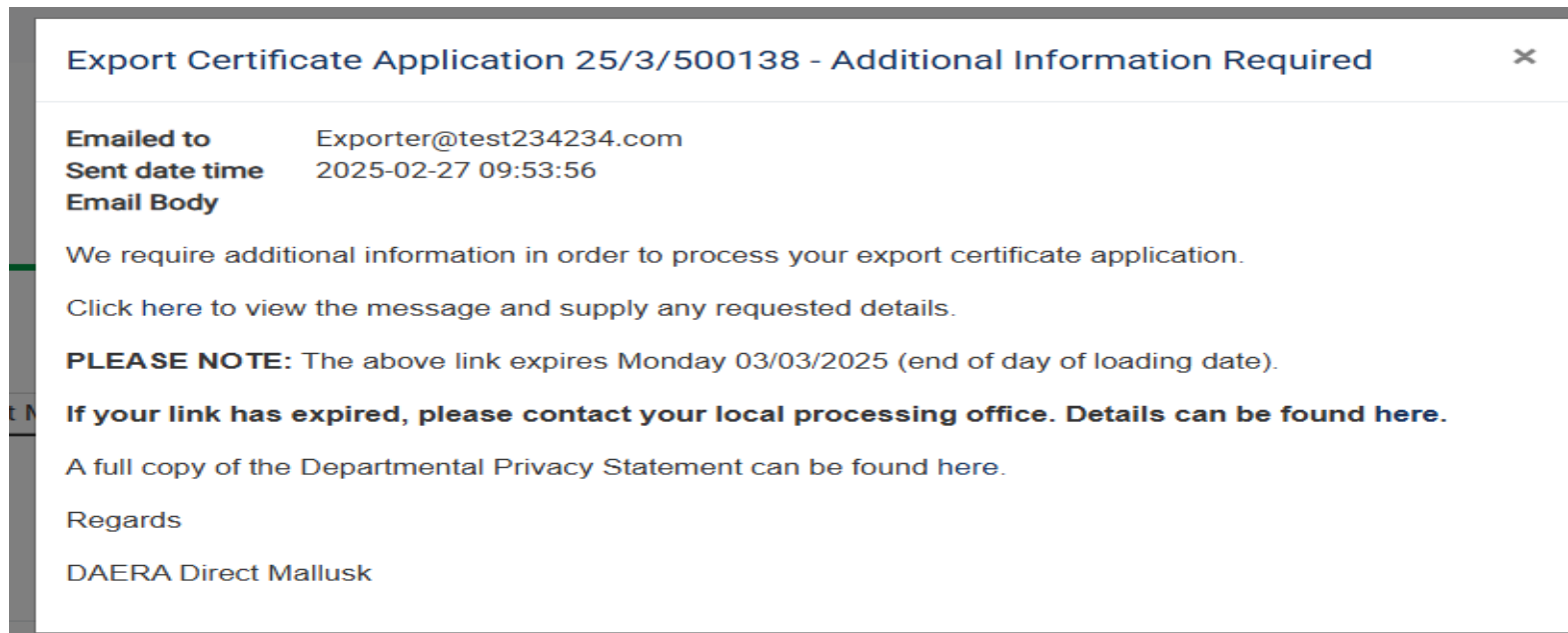
[Save and continue](#)

[© Crown copyright \(opens in a new tab\)](#) | [Cookies \(new tab\)](#) | [Accessibility statement \(new tab\)](#) | [Privacy statement \(new tab\)](#)

# DAERA EXPORT CERTIFICATION SYSTEM (DECS) – EXPORTER GUIDE

## Request for Additional Information about your Export Application

Occasionally additional information may be required to facilitate the processing of an export application. If this is the case, the exporter will receive an email to the exporter nominated email address provided in the original export application. The email will contain a link that will allow the exporter to submit the additional required information.



# DAERA EXPORT CERTIFICATION SYSTEM (DECS) – EXPORTER GUIDE

The link will facilitate text responses, the upload of additional information, or the modification of details submitted in the original export application. Once the exporter has added the additional information required, they will use the **Submit Response** button to send the information.

**DAERA**  
DAERA Export Certificates

## Export Health Certificate Application - 25/3/500002

### Certificate Details

Exporter	Test Exporter CT 1
Exporter Reference	Test Exp Ref 654654
Dispatch Premises Name	AI Services, Newtownabbey
Commodity Name	Animal Feed - containing animal-derived ingredients
Destination Country Name	Angola
Processing Office	DAERA Direct Mallusk
Loading Date	10 Feb 2025 09:00

**Message from DAERA Direct Mallusk (03/02/2025 08:01)**

Test Message

Attachments

- [344EHC\\_V2 - With Exporter Data.pdf](#)
- [06 Exact Watermark Match - Active Record \(344 V2\).pdf](#)

**Important**

You can send a straightforward text reply using the text box below. Alternatively, if you need to update the loading date, modify the export certificate form, or upload additional supporting documents, please click [here](#) (opens in a new tab).

Please enter your response below

**B I U** [List Icons] [Table Icons]

---

**Submit response**

# DAERA EXPORT CERTIFICATION SYSTEM (DECS) – EXPORTER GUIDE

The exporter will then receive a system confirmation of their response, as below.



DAERA Export Certificates

**Thank you for your response.**

[© Crown copyright \(opens in a new tab\)](#) | [Cookies \(new tab\)](#) | [Accessibility statement \(new tab\)](#) | [Privacy statement \(new tab\)](#)