



HM Government
UK TRANSITION

Live Animal Movements – Great Britain to Northern Ireland

9th June 2021



HM Revenue
& Customs



Agenda

Scan QR code to register to TSS now



- **Introduction to the Trader Support Service**
- **Overview of Declaration Process GB to NI**
 - Simplified Frontier Declaration for Controlled Goods
- **Overview of E2E Live Animal Journey**
 - Export Health Certificates
 - Border Control Posts
 - Supplementary Declarations
 - Live Horse Example
- **Q&A**

The free-to-use digital service is helping businesses and traders of all sizes to navigate the changes to the way goods move once the Northern Ireland Protocol comes into effect on 1 January 2021

TSS' future will be reviewed after two years

TSS will....

- ✓ Offer education and advice to help traders understand and prepare for the coming changes
- ✓ Provide a digital first service with support for declarations for goods moving from Great Britain to Northern Ireland, using data provided by traders
- ✓ Provide contact centre support to help traders with issue resolution on the new mandatory process

TSS will not...

- ✗ Provide a personalised advisory service to individual traders typically offered by customs brokerages
- ✗ Replace services offered by an existing intermediary market
- ✗ Raise non-standard documentation e.g., health certificates and cover other licences

The Process: GB to NI



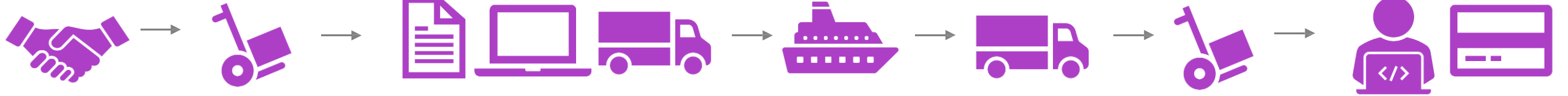


The TSS Process

The TSS process has three steps and we continue to introduce improvements and enhancements to each of these stages.

1. The submission of an **ENS Safety & Security declaration**; and
2. The submission of a **Simplified Frontier Declaration (SFD)** – will have been completed by you or your carrier/hauler before the goods moved
3. The final step in the process is the submission of the **Supplementary Declaration for Imports (SDI)**, this will always be completed after the goods have moved.

Recap: TSS simplified declarations process



- ✓ Trade transaction agreed including Incoterms®
- ✓ Decision on declarations/transport

- ✓ Carrier provides S&S information for ENS
- ✓ ENS provided by TSS using info provided by trader/haulier
- ✓ TSS also generates SFD

- ✓ TSS provides MRNs for carrier to who populates GVMS
- ✓ Carrier obtains GMR
- ✓ Goods transported from GB to NI

- ✓ Once cleared, goods transported to NI premises
- ✓ Delivery completed

- ✓ Trader provides additional information for SDI
- ✓ Duty paid for 'at risk' goods
- ✓ Repayments claimed if applicable

■ Enabled by TSS
■ Not part of TSS process



SFD Controlled Goods



SFD - Controlled & SPS Controlled Goods

Controlled goods includes not only HMRC customs controlled goods such as excise goods or firearms, but also goods which are regulated by other Government departments such as DEFRA controlled SPS goods such as **live animals**, food, meat, dairy, plant products and ozone depleting gases.

For more information, please visit our [Data requirements](#) & [User Guide](#).

To find out whether your goods are controlled, you can use the NI Trade Tariff Tool available here: [Northern Ireland Online Tariff: look up commodity codes, duty and VAT rates - GOV.UK \(trade-tariff.service.gov.uk\)](#)



Step 6: With these data points, you can fill in several of the fields in the TSS portal – example shown here is document code...

Northern Ireland Online Tariff Tool

Measures for United Kingdom (excluding Northern Ireland)

Country	Measure	Value	Conditions that apply
All countries (1011)	VAT zero rate	0.00 %	
All countries (1011)	Third country duty	151.00 EUR / 100 kg	
All countries (1011)	Import control of organic products		Conditions
All third countries (1008)	Veterinary control		Conditions
United Kingdom (excluding Northern Ireland) (GB)	Tariff preference	0.00 %	

Veterinary control for All third countries

B: Presentation of a certificate/licence/document

Document code	Requirement	Action
N853	UN/EDIFACT certificates: Common Health Entry Document for Products (CHED-P) (as set out in Part 2, Section B of Annex II to Commission Implementing Regulation (EU) 2019/1715 (OJ L 261))	Import/export allowed after control

TSS Portal for ENS declaration for controlled goods

Detail Previous Document | Additional Information | **Document Reference** | Additional Procedure

Document Reference New

No records in Document Reference using that filter

Document Reference

Item Reference: edam

Document Reference:

Document Part Reference:

Document Code:

Document Status: -- None --

Document Reason:

<https://www.nicustomstradeacademy.co.uk/resources/how-to-guides/the-tss-portal-how-to-create-new-ens-declarations-step-1/>

<https://www.nicustomstradeacademy.co.uk/resources/how-to-guides/tariffs-guidance-on-using-the-online-tariff-tool/>

Agenda

Scan QR code to register to
TSS now

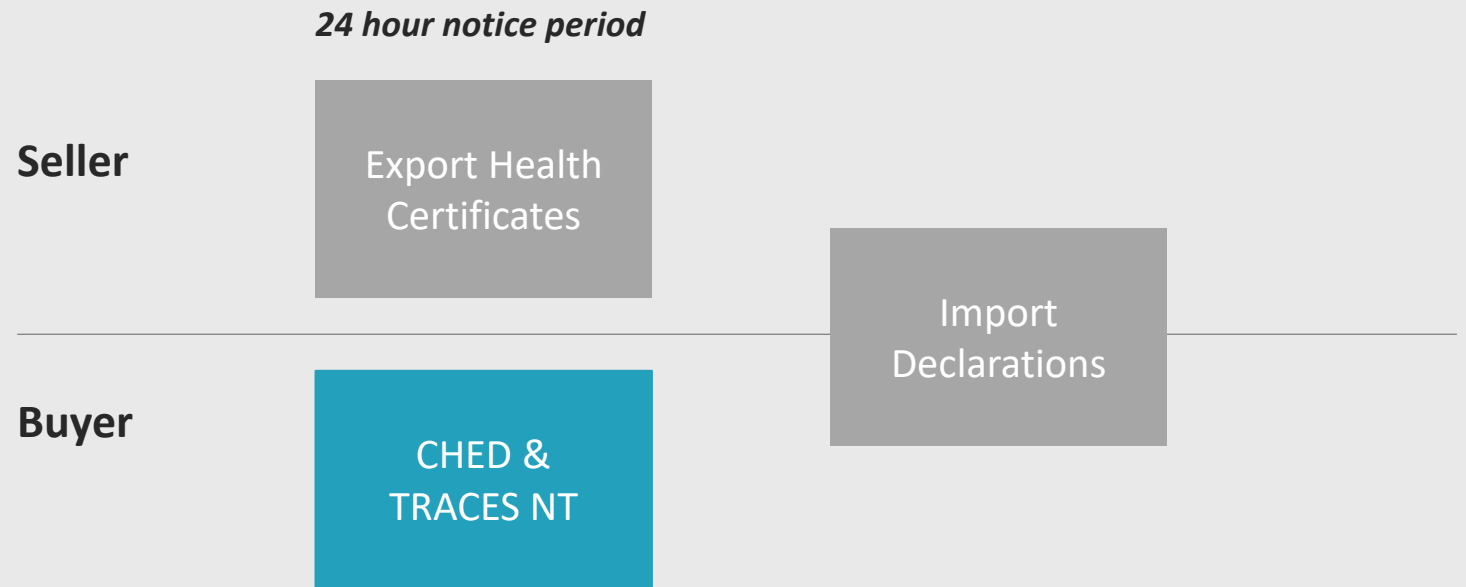


- **SFD Controlled Goods Demonstration Video**

<https://www.nicustomstradeacademy.co.uk/resources/how-to-guides/tss-portal-overview-consignments-with-controlled-goods/>

Moving SPS Goods GB to NI

Roles & Responsibilities



SFD Controlled Goods – Additional SPS Requirements

If you are moving SPS goods such as livestock, products of animal origin or plants/plant products, the NI buyer needs:

- To have **registered on TRACES before your movement begins**
- To **notify TRACES of your movement at least 24 hours in advance** of arrival at port of departure.
- This notification includes **raising the relevant CHED form on TRACES** and updating it with **either an Export Health Certificate/Phytosanitary Certificate**
- https://webgate.ec.europa.eu/cfcas3/tracesnt-webhelp/Content/D_User%20Management/create-a-new-operator-in-TRACES.NT.htm

In order for TSS to generate your SFD, you will be required to submit:

- **CHED reference**
- **Any other licences** (e.g. CITES authorisation)

If you have not done this before you commence your movement, your SPS goods may be held at port until an inspection can take place.

End-to-End Journey Flow



GB-NI : E2E Journey for Live Animal Movements

1 Raise CHED and obtain EHC

- NI Buyer raises relevant CHED Part 1 on TRACES NT at least 24 hours in advance of arrival
- GB Supplier arranges for Official Vet check, to inspect animals and sign EHC
- NI Buyer to update CHED with EHC on TRACES NT and receive CHED reference no.

2 Submit ENS/SFD on TSS

- Trader/haulier will raise ENS on TSS following controlled goods path
- This must include the correct CHED reference and document code (eg. C640)
- TSS will complete the SFD and return ENS MRN and SFD MRN to trader/haulier
- TSS will request trader to upload EHC and CHED form to TSS portal for Border Force & DAERA to access and confirm compliance of documents pre-movement
- TSS will notify trader/haulier to route via BCP upon entry into NI for inspection

3 Obtain GMR and move goods

- Haulier obtains GMR from GVMS using ENS MRN and SFD MRN
- Journey to NI commences, and ferry operator scans GMR pre-embarkation of ferry

4 Route to BCP for inspection

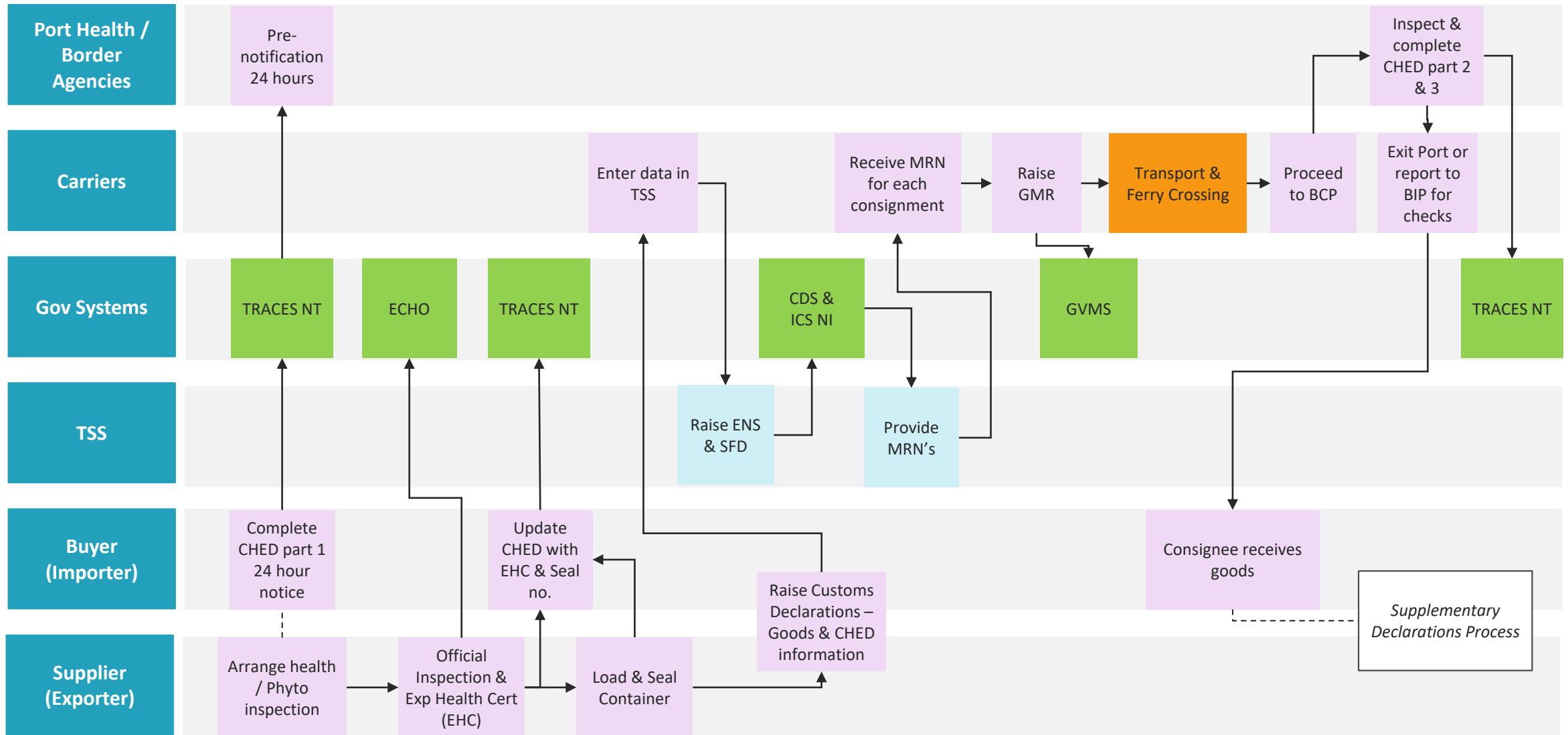
- On arrival at NI port of entry (Belfast or Larne), haulier must route to BCP
- At BCP, document and/or physical inspection of live animal will be completed
- If animal is cleared, DAERA will update CHED Part 2 on TRACES NT
- Haulier is now able to clear BCP, and continue to final destination

5 Complete SDI

- TSS will contact trader to complete supplementary declaration (SDI) on TSS portal by 5th working day of following month

GB to NI Process Workflow for SPS Goods

Customs process with TSS



Glossary

ENS – Entry summary declaration
 SFD – Simplified frontier declaration
 CDS – Customs Declaration Service

ICS – Import Control System
 MRN – Movement Reference Number
 GVMS – Goods Vehicle Movement System

GMR – Goods Movement Reference
 SDI – Supplementary declaration Import
 CHED – Common Health Entry Document

Export Health Certificates (EHCs)



Have you heard of MAS?

You will need an EHC for **each** animal product you're moving to NI and/or each product type.

This is true even if you're exporting a consignment which includes a mix of products.

Did you know that if you're moving live animals or animal products to NI you do not need to pay for them to be inspected and certified?

The certifier invoices the government for these costs as part of the **Movement Assistance Scheme**.

<http://apha.defra.gov.uk/official-vets/Guidance/MAS/index.htm>

<https://www.gov.uk/government/news/movement-assistance-scheme-to-support-agrifood-traders>

Endangered Animals

You must follow additional rules when exporting endangered animals.

Use the Species+ tool to search for your animal.

If Species+ says the animal is banned, **you cannot export it.**

If the species is listed, you may need convention on international trade in endangered species (CITES) permits to export the animal from the UK.

If you regularly take endangered animals abroad, you could use a travelling exhibition certificate instead of a permit.

Contact APHA for further information

<https://www.gov.uk/guidance/cites-imports-and-exports>

Documentary & Physical Inspections



Get your goods checked at a NI point of entry

You must route via BCP in NI if you are moving live animals from GB. This is a legal requirement.

There are currently two **Border Control Posts in NI:**

- **Belfast**
- **Larne**

As part of your TRACES NT entry you will have specified at which port you will enter NI.

Please ensure you route to the specified BCP at that port.

Please note, these are not always located directly within the port but nearby. Please make your way to the BCP after disembarking from the ferry.

You must get your animals and animal products checked at a point of entry in NI

These checks are made to protect animal health and welfare as well protecting public health.

If your animal fails inspection because **of risks to animal or public health**, action will be taken at port resulting in death of the animal.

If your consignment is rejected at a point of entry in NI, you should email APHA's Centre for International Trade (CIT). You must state in your email that you wish to return your animal to GB.


If your animal is rejected at a point of entry in NI and includes cattle from NI, you must submit a notification on IPAFFS.

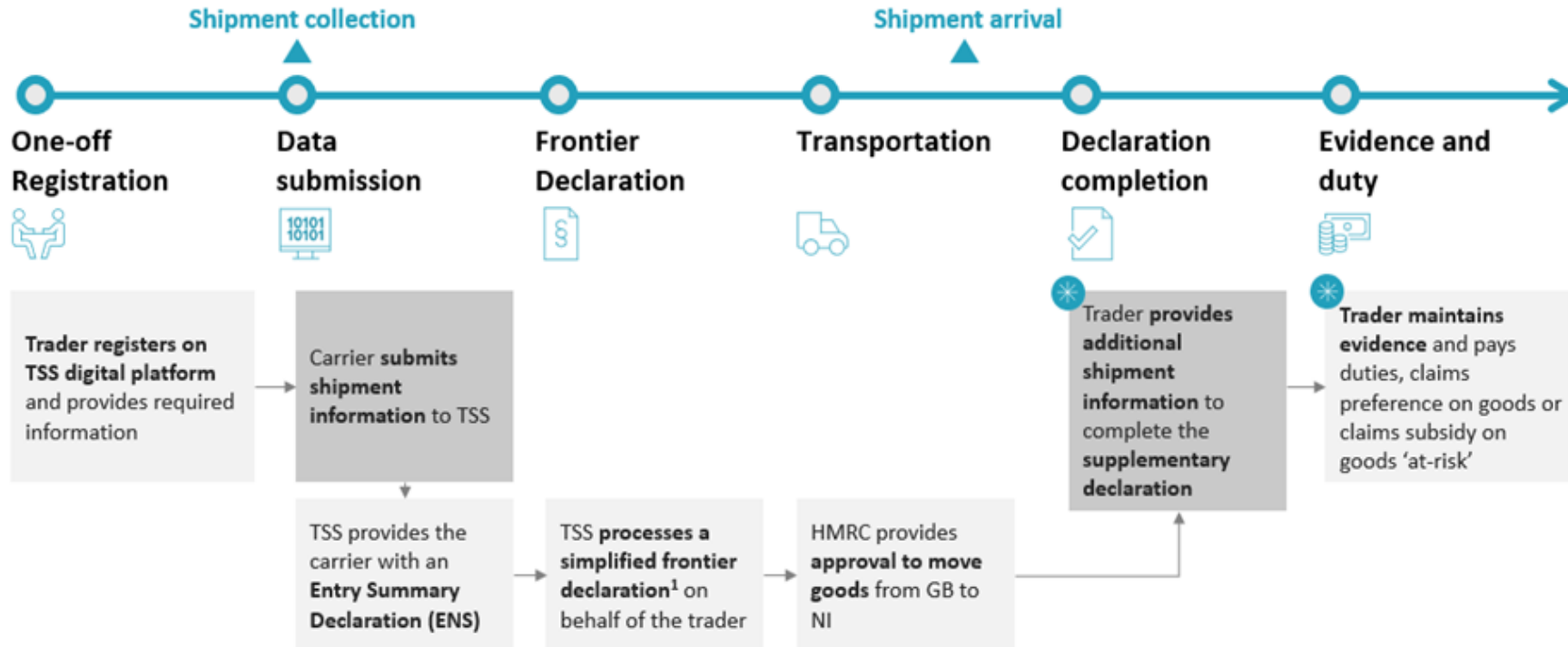
You must make sure you meet animal welfare standards when transporting animals.

Supplementary Declarations



The TSS declarations process

 Focus of this guide



1. Based on ENS combined with master data from registration details

Supplementary Declaration

The final step in the TSS import declaration process is the submission of the **Supplementary Declaration for Imports (SDI)**.

TSS has now gone live with the process for both standard and controlled goods.

Please note submitting the SDI is a legal requirement and your import is not complete without it.

TSS will contact the party responsible for raising the Import declaration and request the additional information required for TSS to submit the SDI on your behalf. TSS will request this using the trader details (e.g. EORI no.) and delivery date provided by your carrier in ENS.

Agenda

Scan QR code to register to TSS now



- **Supplementary Declarations Demonstration/Video**

<https://www.nicustomstradeacademy.co.uk/resources/webinars/#supplementary-declarations-gbni>

<https://www.nicustomstradeacademy.co.uk/resources/how-to-guides/how-to-create-and-submit-a-supplementary-declaration-video/>

Example - Live Horses



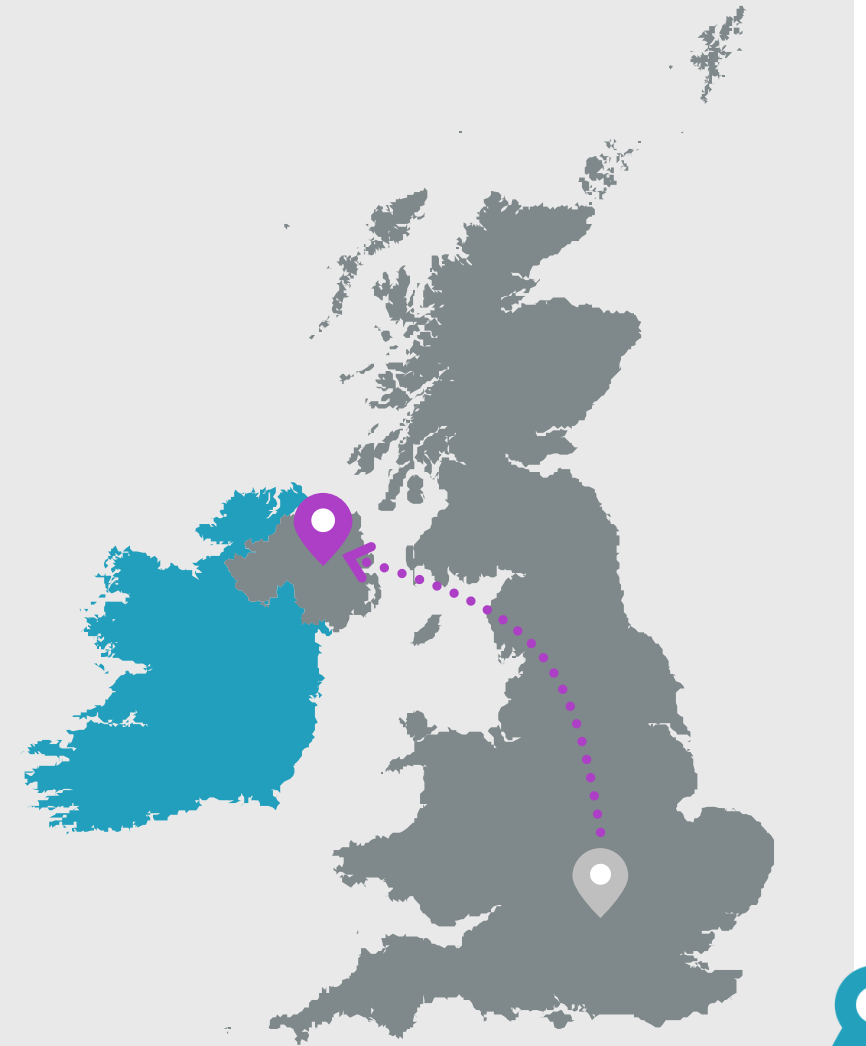
What do I need to in preparation for the move?

You must get equines tested by a vet for certain diseases. You need to keep horses and other equines in certain conditions before export.

If the move is temporary (less than 90 days), you need to keep it on a holding in GB or a country with similar health status either for 40 days or since its entry into GB.

If the move is permanent you must keep the animal separate from other equines for at least 30 days. You must also keep the animal on a holding in GB, under veterinary supervision (or a country with similar health status) either for 90 days, since birth (if the animal is younger than 90 days old) or since its entry into GB (If the animal was imported or moved directly from the EU less than 90 days before you export) .

Your supervising vet does not need to be an official vet. However, an official vet must confirm that you have met these requirements before you export the equine.



Check you have the right ID

You can use your horse passport to move equines registered with one of the following; an EU recognised studbook, a national branch of an international racing or competition organisation.

To export or move all other equines you need a government issued supplementary travel ID from APHA if you're in GB or DAERA if you're in NI.

Your official vet will give you the supplementary travel ID together with the horse passport and the EHC with the animal during travel.

The supplementary travel ID is valid for a single journey to the EU or NI and return to GB. You must get a supplementary ID every time you move an unregistered horse to the EU or NI.

For more information on live horse movements please refer to the DAERA handout which will be circulated with these slides after the session.

Studbooks

The EU has recognised the UK studbooks that apply for listing.

If you're moving a horse that belongs to an EU recognised studbook, your horse can use EHCs that are only available to registered horses.

Your horse can then follow the same rules as those registered with a national branch of an international body for racing or competition. These rules apply to horses that are moving to the NI for less than 90 days.

In addition, horses belonging to an EU-recognised UK studbook do not need a government issued supplementary travel ID to move from the UK and can enter NI via points of entry for approved equines.

GB-NI : E2E Journey for Live Horses

1 Raise CHED and obtain EHC

- NI Buyer raises relevant CHED A Part 1 on TRACES NT at least 24 hours in advance of arrival
- GB Supplier arranges for Official Vet check, to inspect horses & provide EHC, passport and travel ID
- NI Buyer to update CHED A with EHC on TRACES NT and receive CHED reference no. (per horse)

2 Submit ENS/SFD on TSS

- Trader/haulier will raise ENS on TSS following controlled goods path
- This must include the correct commodity code (**01012100 00** or **01012990 00**), document code (**C640**) followed by **status code AE** and the **CHED-A reference** no. (in the format **GBCHD2021.1234567**)
- TSS will complete the SFD and return ENS MRN and SFD MRN to trader/haulier
- TSS will request trader to upload **EHC and CHED A form** to TSS portal for Border Force & DAERA to access and confirm compliance of documents pre-movement
- TSS will notify trader/haulier to route via BCP upon entry into NI for inspection

3 Obtain GMR and move goods

- Haulier obtains GMR from GVMS using ENS MRN and SFD MRN
- Journey to NI commences, and ferry operator scans GMR pre-embarkation of ferry

4 Route to BCP for inspection

- On arrival at NI port of entry (Belfast or Larne), haulier must route to BCP
- At BCP, document and/or physical inspection of live horses will be completed
- If horse is cleared, DAERA will update CHED A Part 2 on TRACES NT
- Haulier is now able to clear BCP, and continue to final destination

5 Complete SDI

- TSS will contact trader to complete supplementary declaration (SDI) on TSS portal by 5th working day of following month



Want to know more?

Live Animal Information:

<https://www.gov.uk/guidance/importing-or-moving-live-animals-animal-products-and-high-risk-food-and-feed-not-of-animal-origin>

<https://www.daera-ni.gov.uk/articles/introduction-importing-animals-and-animal-products>

TSS Customs Declaration:

NI Customs & Trade Academy has wide range of short courses and TSS How-to Guides on all aspects of new trading processes that took effect from 1 January 2021:

<https://www.nicustomstradeacademy.co.uk/>

Q&A



Thank you